



Please observe the following when setting up the device

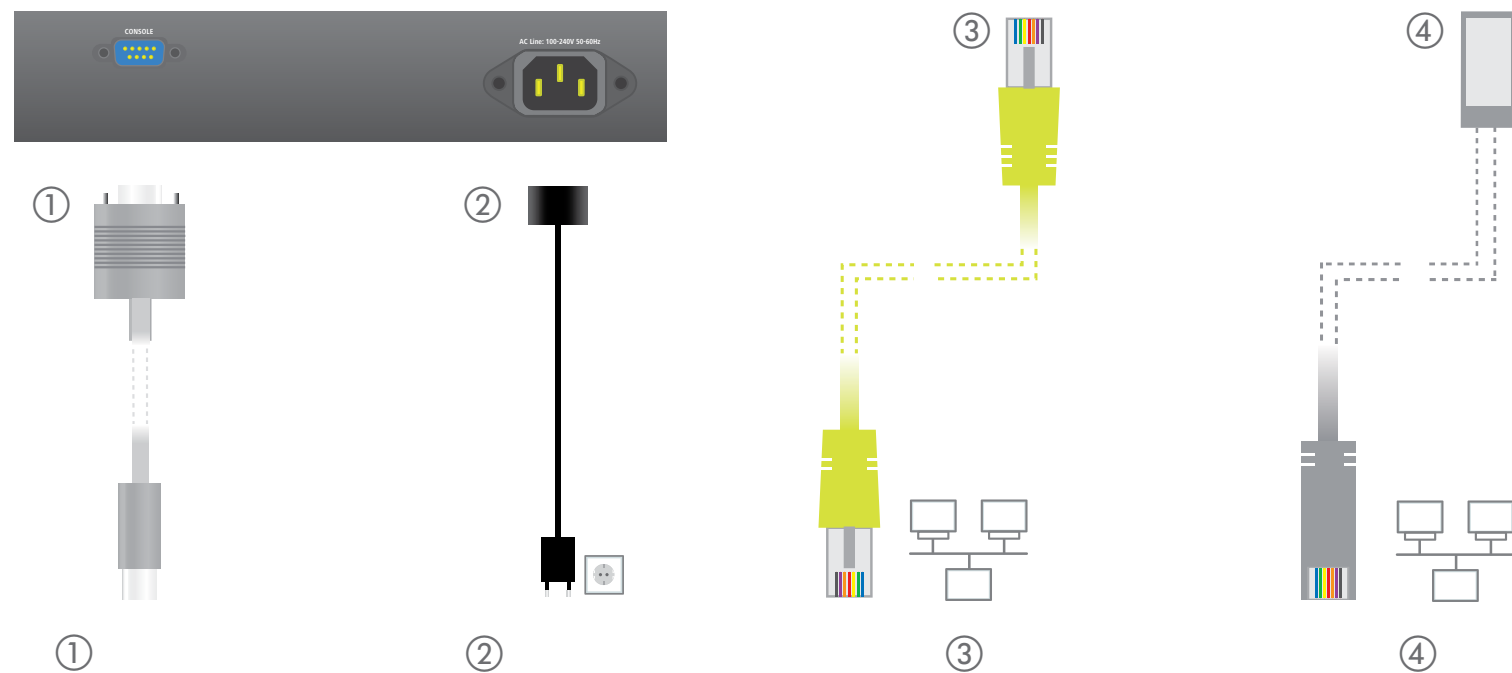
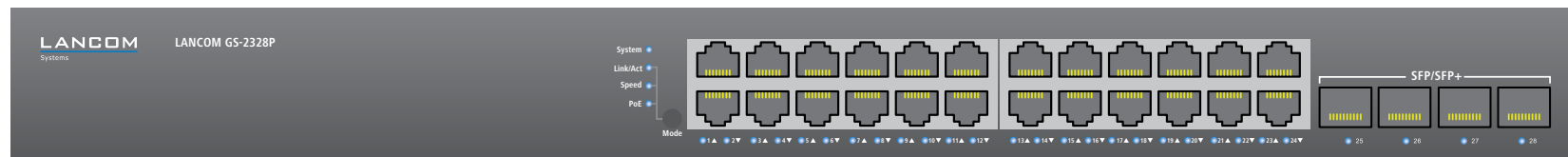
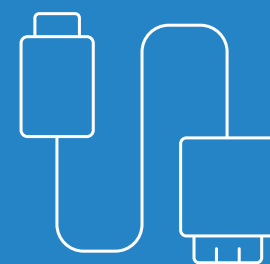
- > Mount the device into a 19" unit in a server cabinet
- > For devices to be operated on the desktop, please attach the adhesive rubber footpads
- > Do not rest any objects on top of the device



- > Ensure that the ventilation slots remain unobstructed

LANCOM GS-2328P

Quick Reference Guide



①

Serial connector
Connect the serial interface (CONSOLE) via the included serial configuration cable to the serial interface of the device you want to use for configuring/monitoring the switch.

②

Power connector
Supply power to the device via the power connector on the back. Please use the IEC power cable supplied.

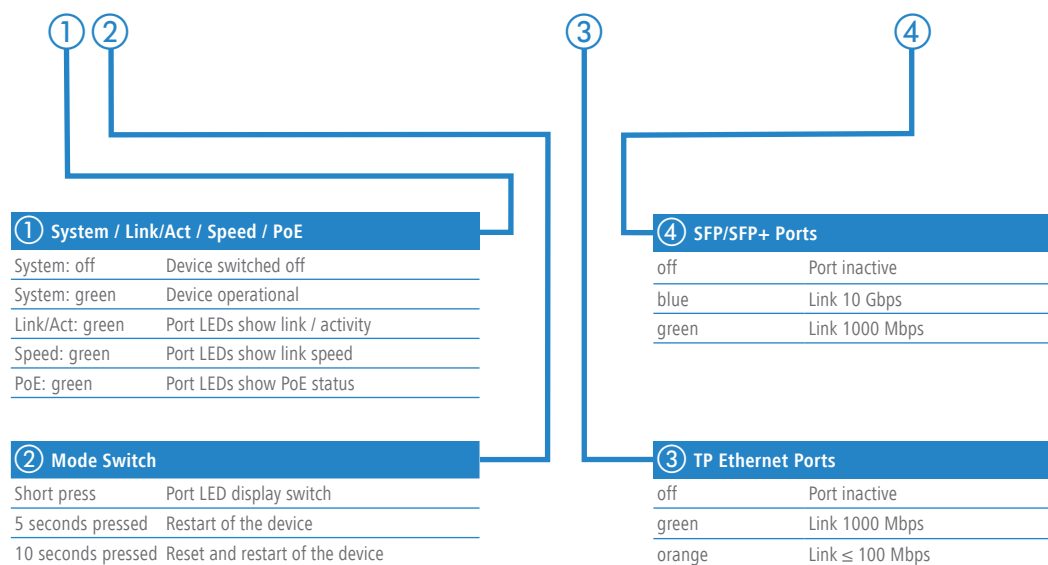
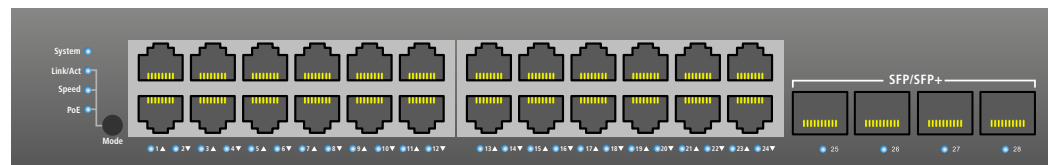
③

TP Ethernet ports
Connect one of the TP Ethernet ports 1-24 via an Ethernet cable to your end device or another LAN switch.

④

SFP/SFP+ ports
Insert a suitable SFP module (e.g. 10GBase-SX, 1000Base-SX, or 1000Base-LX) into the SFP port. Choose a cable compatible with the SFP module and connect it as described in the module's documentation.

MOUNTING AND CONNECTING THE DEVICE



① System / Link/Act / Speed / PoE

System: off	Device switched off
System: green	Device operational
Link/Act: green	Port LEDs show link / activity
Speed: green	Port LEDs show link speed
PoE: green	Port LEDs show PoE status

② Mode Switch

Short press	Port LED display switch
5 seconds pressed	Restart of the device
10 seconds pressed	Reset and restart of the device

④ SFP/SFP+ Ports

off	Port inactive
blue	Link 10 Gbps
green	Link 1000 Mbps

③ TP Ethernet Ports

off	Port inactive
green	Link 1000 Mbps
orange	Link ≤ 100 Mbps

Hardware	
Power supply	Internal power supply unit (110–230 V, 50-60 Hz), PoE based on IEEE 802.3at
Power consumption	max. 444 watts
Environment	Temperature range 0–40°C; humidity 10–90%; non-condensing
Housing	Robust metal housing, 19" 1U (442 x 44 x 211 mm > W x H x D) with removable mounting brackets, network connectors on the front
Number of fans	2
Interfaces	
ETH	> 24 TP Ethernet ports 10/100/1000 Mbps > 4 SFP/SFP+ ports 1/10 Gbps > 28 concurrent Ethernet ports in total
Declaration of Conformity	
The Declaration of Conformity can be found on the product page of our website www.lancom-systems.com	
Package Content	
Manual	Quick Reference Guide (DE/EN), Installation Guide (DE/EN)
Mounting brackets	Two 19" brackets for rackmounting
Cable	IEC power cord, serial configuration cable 1.5 m